Viewing Your Open Enrollment Form

Open Enrollment materials are available for viewing during the open enrollment period chosen by your School Business Office. Review your coverage elections carefully to determine if changes are needed. To make changes, print a copy of your Open Enrollment form, indicate your changes, sign and date the form and return it to your School Business Office for approval. Once the School Business Office approves your selections, your completed Open Enrollment form will be submitted to MESSA for processing.

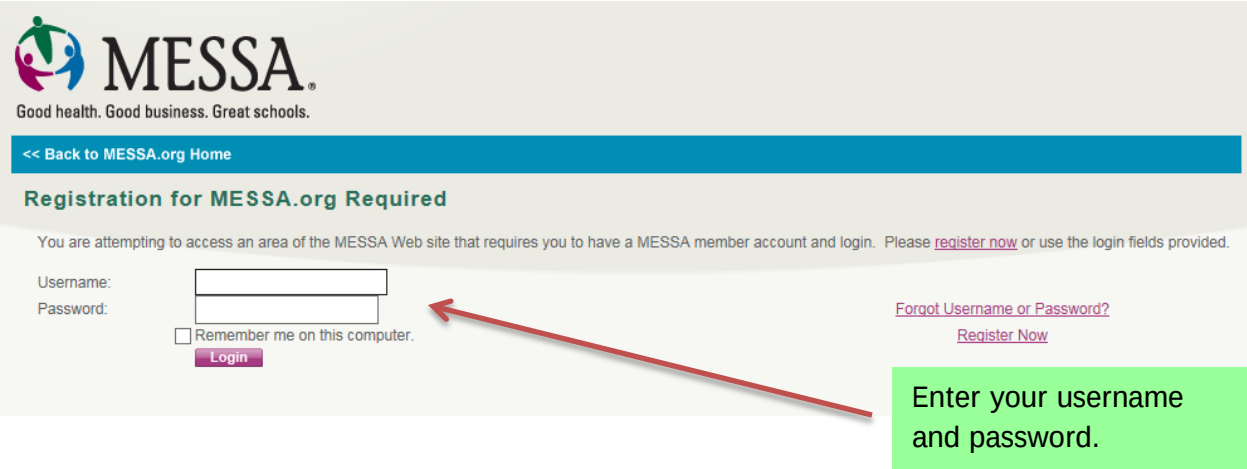

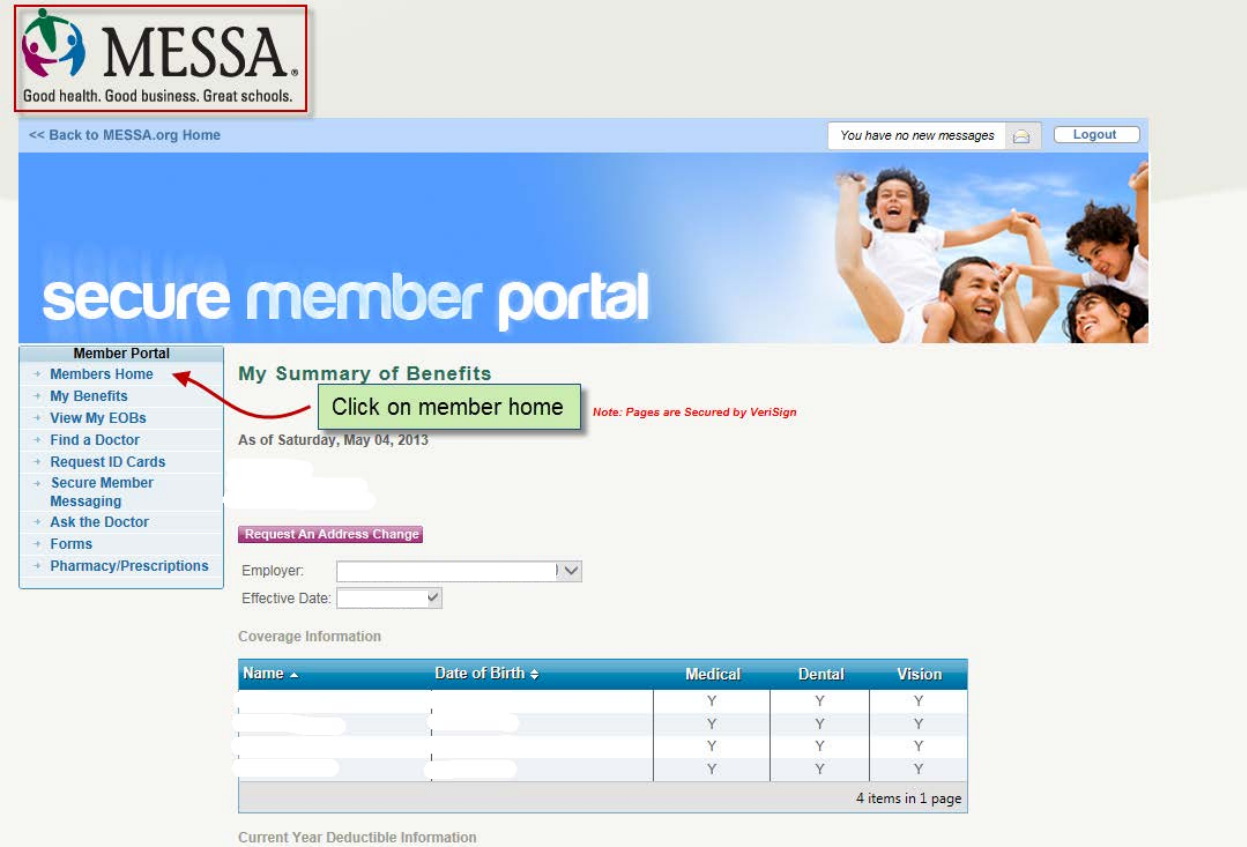

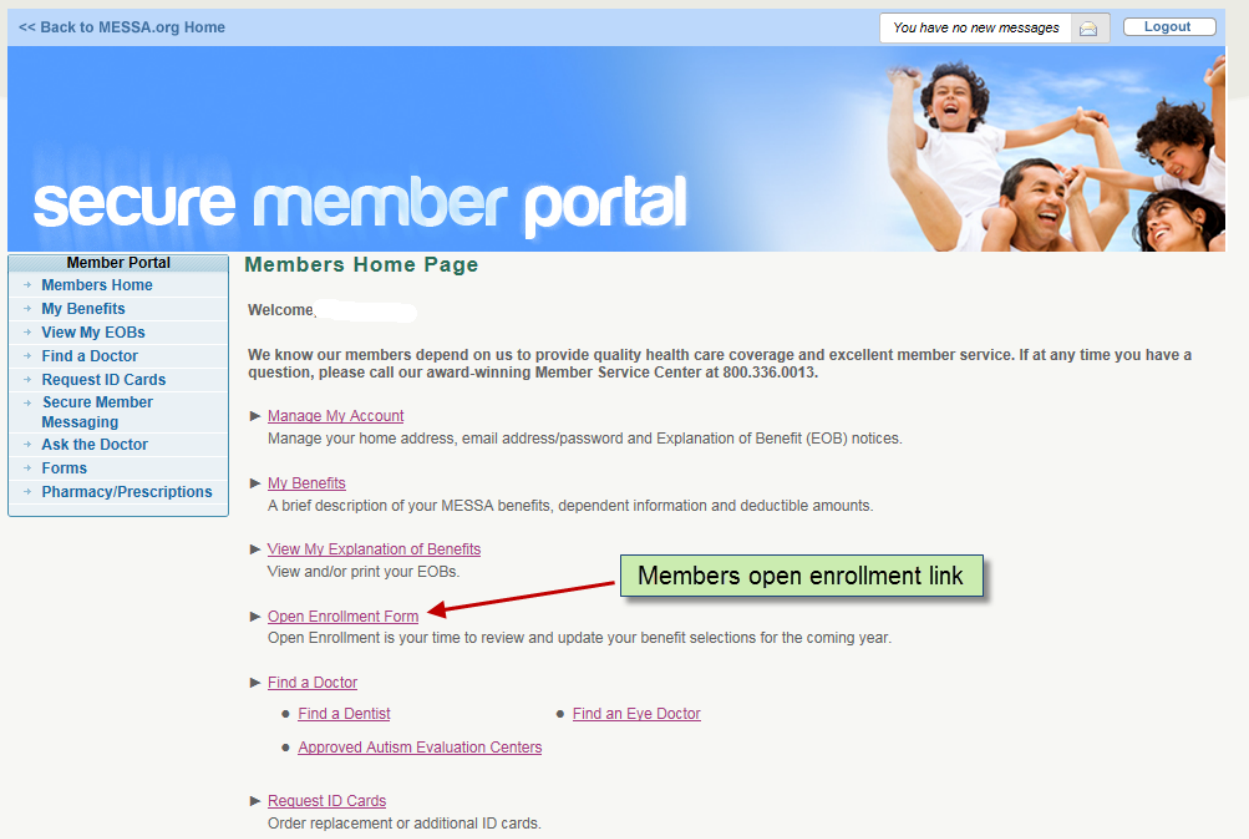
<< Back to MESSA.org Home
You have no new messages
Logout
secure member portal
Member Portal
Members Home
My Benefits
View My EOBs
Find a Doctor
Request ID Cards
Secure Member Messaging
Ask the Doctor
Forms
Pharmacy/Prescriptions
Members Home Page
Welcome,
We know our members depend on us to provide quality health care coverage and excellent member service. If at any time you have a question, please call our award-winning Member Service Center at 800.336.0013.
Manage My Account
Manage your home address, email address/password and Explanation of Benefit (EOB) notices.
My Benefits
A brief description of your MESSA benefits, dependent information and deductible amounts.
View My Explanation of Benefits
View and/or print your EOBs.
Members open enrollment link
Open Enrollment Form
Open Enrollment is your time to review and update your benefit selections for the coming year.
Find a Doctor
Find a Dentist
Find an Eye Doctor
Approved Autism Evaluation Centers
Request ID Cards
Order replacement or additional ID cards.



Click view to see your Open Enrollment form and your Benefit Summary Report.